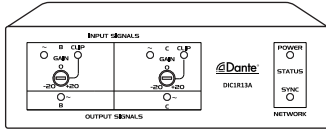


McLELLAND

DIC1R13A

CSP / Dante Interface
2 Inputs x 2 Outputs



OWNERS MANUAL

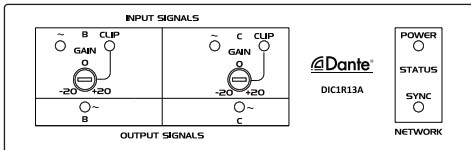
Description

DIC1R13A is an excellent quality Dante interface box for converting two Dante channels to CSP products also converts two pairs signal of CSP products to two Dante channels. Simply use Cat5 cable to connect the RJ45 port to an Ethernet switch, and using "Dante controller" to route the low latency of signal to/from other devices which already connected on the same Dante network.

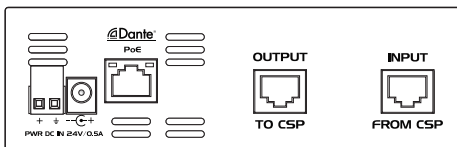
Features

- *DIC1R13A provides Dante Interface and works with CSP products.
- *One RJ45 Input Jack on Rear Panel for Connecting CSP Transceiver Products.
- *One RJ45 Output Jack on Rear Panel for Connecting CSP Receiver Products.
- *Converts CSP Pair B and Pair C Signals to 2 Channels Dante Network.
- *Two Audio Signal Outputs from Dante Network.
- *Converts 2 Channels Signals from Dante Network to RJ45 Pair B and Pair C.
- *LED indicators for Signal Level and Clip of Each Input Channel on Front Panel.
- *Adjustable Gain from -20 dB to +20dB for Each Input Channel on Front Panel.
- *LED indicators for Signal Level of Each Output Channel on Front Panel.
- *LED Indicators Show the Status of Power and Network.
- * High Resolution 24 Bit Converts Analog to Digital and Digital to Analog
- *External 24VDC Provides the Power to All Connected CSP Products through RJ45 Input/Output Jacks.
- * Normal Operation with PoE (Power over Ethernet) Enable Network Switch.

Operation



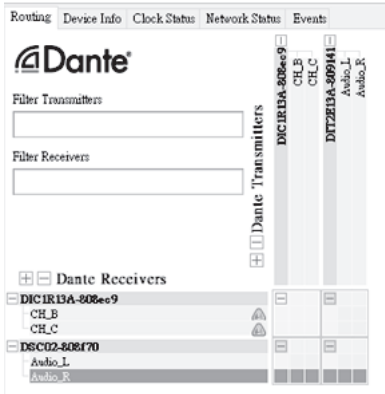
- 1.Gain Control: Adjust the level of input signal on each input channel.
Note: Input B, C corresponds to Pair B and C of Connected CSP product.
- 2.Input signal level LED on each channel.
- 3.Signal CLIP LED on each input channel.
- 4.Output signal level LED on each output channel.
- 5.Power LED indicator.
- 6.SYNC LED indicates the status of Dante network.



- 7.RJ45 Input Jack: Two input channel, accepts the signal from Pair B, C of CSP product.
- 8.RJ45 Output Jacks: Two output channels to Pair B and Pair C of CSP receivers or distributor.
- 9.RJ45 Dante port: Using Cat5 cable to connect to Dante network.
Note: When using PoE enabled network switch, DIC1R13A could be powered and operation from PoE.
- 10.Power: Connect DC 24V to 2P terminal block or DC input jack.
Note: 1. When DC 24V and PoE are both present to DIC1R13A, the unit will operate from DC 24V. And when DC 24V removed, the power will switch over to PoE power automatically.
2. When DIC1R13A powered from 24VDC power supply, the power will present at RJ45 input jack and RJ45 output jack. Provides the power to all the CSP products connect to RJ45 input / output jack.
3. When DIC1R13A powered from PoE, it will only power up DIC1R13A for normal operation. All the CSP products connected to RJ45 input / output jack need to have separate power supply.

Dante Controller

DIC1R13A is built in Dante interface and compatible with the software “Dante Controller”.



The software “Dante Controller” is free to download from the company of Audinate (the owner of Dante technology). To install the software on the computer, please visit the link:

<https://www.audinate.com/products/software/dante-controller>

And the “User Guide” of “Dante Controller” is available on the Audinate website:

<https://www.audinate.com/resources/technical-documentation>

The tables below list the minimum system specifications for the computer to use Dante Controller :

Component	Minimum Requirement
Processor	1 GHz or better
Memory	512 Mbytes RAM
Network	Standard Ethernet network interface (100Mbps or Gigabit) or wireless LAN (Wi-Fi) interface
Operating System	Windows 7 (SP1 and above), 8.1 and 10 NOTE: Both UTF-8 and Unicode are supported EXCEPT for host or device names; the DNS standard does not support Unicode for these
	Mac OS X 10.11.6, 10.12.6 and 10.13 NOTE: Intel architecture only; PPC architecture is not supported

Specification

Dante Network to CSP

CSP output
Output: RJ45 jack x 1
Frequency Response: 20 Hz to 20 kHz (3 0.5 dB)
THD+N: < 0.1%
Noise: < -75dB
Crosstalk: < 85 dB (20 Hz to 20 kHz)

CSP to Dante Network

CSP Input
Input: RJ45 jack x 1
Frequency Response: 20 Hz to 20 kHz (3 0.5 dB)
THD+N: < 0.1%
Noise below +4 dBu: < -70 dB
CMRR: > 70 dB (50 Hz to 120 Hz)
Crosstalk: < 70 dB (20 Hz to 20 kHz)

Dante channel

Transmitters/Receivers: 4/4
Transmission rate: 100 Mbps
Resolution: 16/24/32 Bit
Sampling rate: 44.1 kHz, 48 kHz.
Dante interface: RJ45 jack
Power Connections : 2 Pin Euro Terminal, Power Jack
Power Requirement: 24 VDC @ 180 mA plus connected phantom loads, or PoE
Dimensions: 146mm(W) × 41.6mm(H) × 96.9mm(D)
Weight: 0.8 Kgs